

# HOW TO MAKE PAYMENT

1. Click on “Make payment” button to proceed for paying the application fee.

<b>6</b>	<b>For SBI Payment Portal</b> <b>Note. Payment must be made to Registrar General, High Court of Karnataka with Application Number starting with HCK2108SDA_ _ _ _ _ (16 characters). Do not pay on any other numbers. If you pay, it cannot be considered.</b> <b>SC/ST/Cat-I and Benchmark disability(PH) have to pay Rs 200/- (Rupees Two Hundred Only).</b> <b>Others have to pay Rs 350/- (Rupees Three Hundred Fifty Only).</b>
<b>NOTE:</b> <b>1.Payment has to be made on Application Number starts with Ex. (HCKXXXXXXXXXXXXXX) 16 characters at SBI Payment Portal, By clicking on Make Payment button.</b> <b>2.Success/ failure in payment has to be confirmed by the candidates themselves with SBI Branch as shown in below link.</b> <b>3.If the candidate enters wrong/mismatch Application number and also for failure of payments, High Court of Karnataka is not responsible and no further communication is entertained.</b> <b>Note: POP-UPS Windows must be allowed in your browser settings.</b>	
<b>Make Payment</b>	

Karnataka Judiciary Online Recruitment, HIGH COURT OF KARNATAKA, BENGALURU.

## Guidelines for Mode of Payment

**Payment is to be done through State Bank iCollect. Payment of modes are to be accepted like Net Banking (SBI Account Holder only), Credit/Debit Cards of SBI and other Banks also and Challan Form are to be generated SBI online only and submit challan to SBI Branch only.**

a. By Clicking MAKE PAYMENT button. page will direct to ONLINE STATE BANK COLLECT Payment. Select Payment Category as ONLINE RECRUITMENT.

Fill up the details such as Name, Application Number, Date of Birth, appropriate fees amount and other details display on page.

a. Please do not leave any extra spaces before, in-between or After the Application No.

b. Please note First three characters should be alphabets in capitals. ie., **HCK**

c. From 4th to 7th characters should be numerical. ie., **2108**

d. From 8th to 10th characters should be alphabets in capitals. ie., **SDA**

e. Remaining from 11th to 16th characters should be numerical. ie., **000001**

For Examples **HCK2108SDA000001** (Total 16 characters)

f. After entering all the information in the page, by Clicking on Submit button. Your entered details will be displayed, verify the details and click on Confirm button.

Page will be directed to selection of payment mode - that is Netbanking, Credit/debit card or challan, Screen.

Select your payment mode and complete the payment and save receipt for your future reference.

## Online Generation for CHALLAN Form.

If you are paying fee through challan, click on SBI BRANCH under other PAYMENT MODES button. Challan will be generated in PDF format with your fee details by the website. Save the Challan by clicking on link Pre-Acknowledgement Form in PDF

Print the challan, fill other details such as denomination and remit the amount to the nearest SBI- State Bank of India Branch. After payment keep depositor copy for your reference.

Please note the State Bank Collect Reference Number for your reference and SBI Bank has to be Confirm the transaction status of the payment made.

**Note.** HIGH COURT OF KARNATAKA, BENGALURU does not take any responsibility of transaction failure or data entry mistakes (Application Number) or Double payments.

**Once Payment is made, Fee will not be refunded under any circumstance.**


**ONLINE SBI PAYMENT PORTAL**

Application Number :


Enter the text  
as shown in the image\*

Under “ONLINE SBI PAYMENT PORTAL”, Applicants shall enter correct “Application number” and Captcha. Click on “GO” button to proceed further for making payment.

Applicants shall click and agree to the terms and conditions of SBI Bank collect and click “Proceed” button as shown in below screen.


State Bank Collect

Products & Services Know More
हिंदी



**STATE BANK COLLECT**

A MULTI-MODAL PAYMENT PORTAL

**STATE BANK COLLECT**

A MULTI-MODAL PAYMENT PORTAL

DISCLAIMER CLAUSE

Terms Used

- > **Corporate Customer:** Firm/Company/Institution (F/C/I) collecting payment from their beneficiaries.
- > **User:** The beneficiary making a payment to F/C/I for the services/goods availed.
- > Bank shall not be responsible, in any way, for the quality or merchantability of any product/merchandise or any of the services related thereto, whatsoever, offered to the User by the Corporate Customer. Any disputes regarding the same or delivery of the Service or otherwise will be settled between Corporate Customer and the User and Bank shall not be a party to any such dispute. Any request for refund by the User on any grounds whatsoever should be taken up directly with the Corporate Customer and the Bank will not be concerned with such a request.
- > Bank takes no responsibility in respect of the services provided and User shall not be entitled to make any claim against the Bank for deficiency in the services provided by the Corporate Customer.
- > The User shall not publish, display, upload or transmit any information prohibited under Rule 3(2) of the Information Technology (Intermediaries guidelines) Rules, 2011.
- > In case of non-compliance of the terms and conditions of usage by the User, the Bank has the right to immediately terminate the access or usage rights of the User to the computer resource of the Bank and remove the non-compliant information.

I have read and accepted the terms and conditions stated above.  
 (Click Check Box to proceed for payment.)

On click of “Proceed” button, the SBI Collect page would be redirected to “REGISTRAR GENERAL, HIGH COURT OF KARNATAKA” SBI Collect page as shown below. Select Payment Category as “ONLINE RECRUITMENT”.



After selecting “Online Recruitment” payment category, the below screen would be displayed.

The screenshot shows the SBI State Bank Collect interface for the High Court of Karnataka. The page title is 'State Bank Collect' and the date/time is '01-Feb-2018 [11:12 A]'. The main content area features the High Court of Karnataka logo and the text 'HIGH COURT OF KARNATAKA REGISTRAR GENERAL HIGH OF COURT OF KARNATAKA AMBEDKAR VEEDHI BANAGLORE, , BANGALORE-560001'. Below this is a section titled 'Provide details of payment' with the following fields:

- Select Payment Category \***: Online Recruitment (selected)
- Application Number Ex-HCKXXXXXXXXXXXXX \***: [Empty text box]
- Re-type Application Number \***: [Empty text box]
- Candidate Name \***: [Empty text box]
- Date of Birth (DD/MM/YYYY) \***: [Empty date picker]
- Application Fee \***: [Empty text box]
- Remarks**: [Empty text box]

Below the fields is a note: "Note: 1.Application Fee shall be paid as per the Notification. 2.Success/ failure in payment has to be confirmed by the candidates themselves with SBI Bran 3. Application Number must start with "HCKXXXXXXXXXXXXX". (it contains 16 Alphanumeric characters). 4.If the candidate enters wrong/mismatch Application number and also for failure of payments, High Court of Karnataka is not responsible and no further communication is entertained." Below the note is a instruction: "Please enter your Name, Date of Birth (For Personal Banking) / Incorporation (For Corporate Banking) & Mobile Number. This is required to reprint your e-receipt / remittance(PAP) form, if the need arises." Below this are three more fields:

- Name \***: [Empty text box]
- Date of Birth / Incorporation \***: [Empty date picker]
- Mobile Number \***: [Empty text box]

At the bottom, there is a CAPTCHA instruction: "Enter the text as shown in the image \*". The CAPTCHA image shows the text '4AC73'.

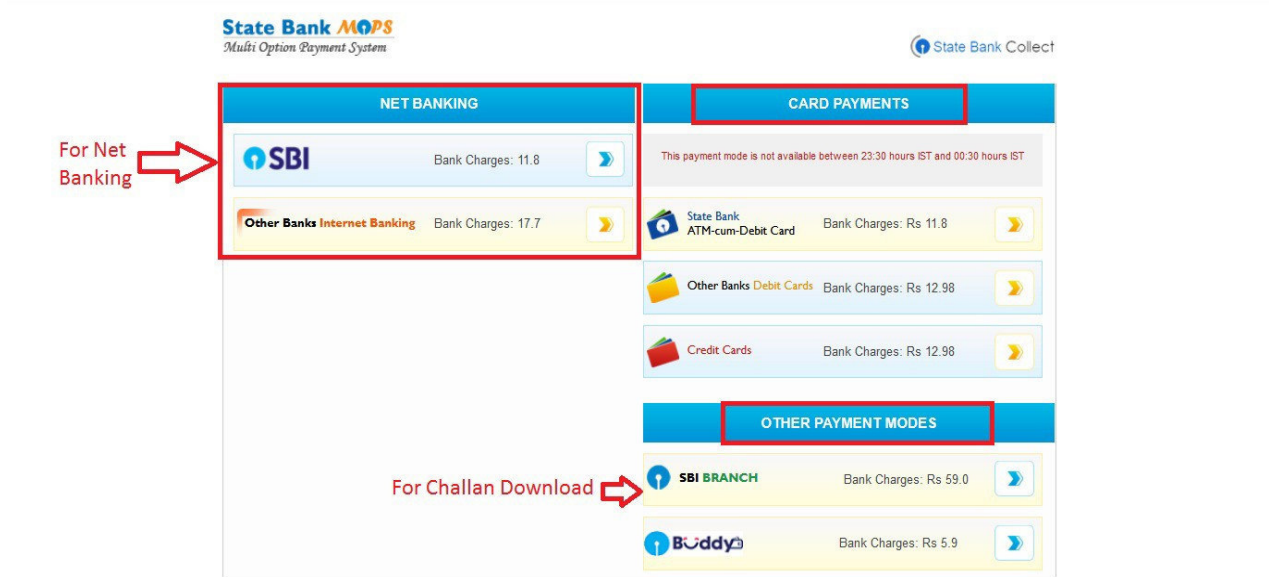
Applicants shall enter Candidate Name correctly as mentioned in online application page. Enter correct Application Number, Retype the Application Number, Enter correct date of birth as mentioned in online application page and select the correct Fee from the list as prescribed for the respective categories. Candidates shall again enter the correct Candidate Name, Date of Birth and Mobile number and captcha as shown in the above screen. Click on “Submit” button to continue. The following screen would be displayed.

The screenshot shows the SBI State Bank Collect payment confirmation interface. The header includes the SBI logo and navigation tabs for 'State Bank Collect', 'State Bank MOPS', and 'Pay EPFO'. The main content area is titled 'State Bank Collect' and displays the following transaction details:

Verify details and confirm this transaction	
Name	HIGH COURT OF KARNATAKA
Category	Online Recruitment
Application Number Ex-HCKXXXXXXXXXXXXXX	HCK1813CJR000001
Re-type Application Number	HCK1813CJR000001
Candidate Name	RamaKrishna
Date of Birth (DD/MM/YYYY)	20/3/1990
Application Fee	500
Total Amount	INR 500.00
Remarks	fee

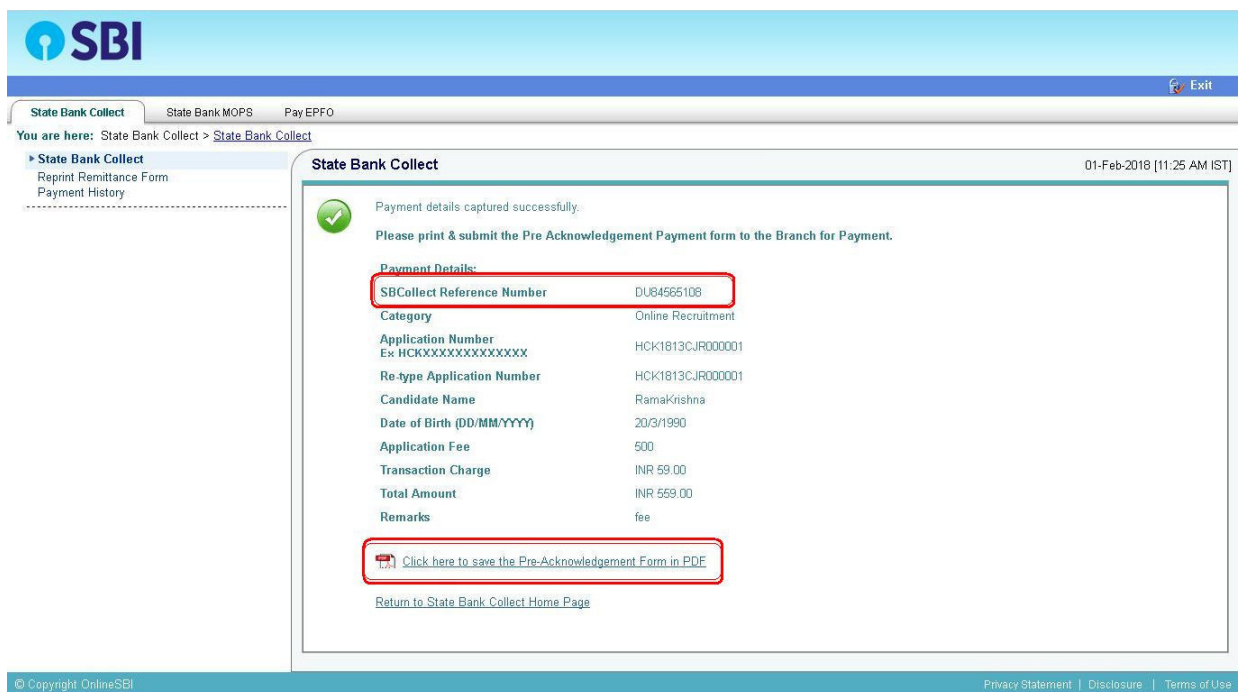
Below the details, there is a warning message: "Please ensure that you are making the payment to the correct payee." At the bottom of the confirmation box, there are 'Confirm' and 'Cancel' buttons.

Click on “Confirm” button to proceed further. The following screen would be displayed for selecting Mode of Payment option as shown in below screen. Candidates shall select the convenient mode of payment option to pay application fee.



Follow the procedure as prescribed by the bank to make payment through Net Banking and Card Payment. For downloading the State Bank Collect challan form, click “SBI Branch” option under “Other Payment Mode” label. The following screen would be displayed.

**NOTE:-** Applicants shall note down the SB Collect Reference number without fail for future reference.



Click on pdf link “Click here to save the Pre-Acknowledgement form in Pdf” to download the Challan form as shown below. Applicants shall pay the application fee in any of the SBI branches and Applicants shall secure the Depositor Copy of the Challan and display the same to the authority without fail.

**State Bank Collect** **Depositor Copy**

Pre Acknowledgement Payment(PAP) Form for Payment through any SBI Branch

Date: 01-02-2018

Beneficiary/Remittance Details	
State Bank Collect Reference No.	DU84565108
Beneficiary:	HIGH COURT OF KARNATAKA
Category:	Online Recruitment
Remitter	RamaKrishna
Rs	
Collection Amount	500.00
Commission	59.00
Total (Rupees Five Hundred Fifty Nine Only)	559.00
Details of Cash / Cheques	
Rs	P
Total Rs	

Instructions for Depositor: This is not an e-receipt. After payment, please visit [www.onlinesbi.com](http://www.onlinesbi.com) -> 'State Bank Collect' and click on the hyperlink at the bottom of the page to generate the e-receipt.

(To be Filled in by the Bank)

Journal No:

Branch Name:

Branch Code:  Deposit Date:

Branch Stamp

Authorized Signatory

**State Bank Collect** **Branch Copy**

Pre Acknowledgement Payment(PAP) Form for Payment through any SBI Branch

Date: 01-02-2018

Branch Teller: Use SCR 008765 Deposit -> Fee Collection -> State Bank Collect

Beneficiary/Remittance Details	
State Bank Collect Reference No.	DU84565108
Beneficiary:	HIGH COURT OF KARNATAKA
Category:	Online Recruitment
Remitter	RamaKrishna
Rs	
Collection Amount	500.00
Commission	59.00
Total (Rupees Five Hundred Fifty Nine Only)	559.00
Mode of Payment (Choose Either Cash / Cheque)	
Cash <input type="checkbox"/> PAN: <input type="text" value=""/> <input type="text" value=""/> <input type="text" value=""/> <input type="text" value=""/> <input type="text" value=""/> <input type="text" value=""/> <input type="text" value=""/> <input type="text" value=""/> <input type="text" value=""/> <input type="text" value=""/>	
Please quote your PAN for Cash remittance :-> Rs. 50,000	
<b>Cash Notes</b>	<b>Amount</b>
	Rs P
*2000	
*100	
*100	
*50	
*20	
*10	
Coins	
Total Rs	

Cheque

Cheque No: \_\_\_\_\_ Cheque Date: \_\_\_\_\_

Drawee Bank: State Bank of India (other bank cheques not accepted under PAP)

Branch: \_\_\_\_\_

Signature of the Depositor

Space for Bank use

Branch Stamp

### For Payment Confirmation

The Applicants shall Click on “Pay-Confirmation” button to proceed payment is success or failure.

**State Bank Collect**

01-Feb-2018 [11:26 AM IST]

 Select a date range to view details of previous payments (OR)**Date of Birth \*** (Date provided at the time of making payment)**Mobile Number \*** (Mobile Number provided at the time of making payment)**Start Date \*** **End Date \***  Enter the INB Reference Number (Starting with 'DU') & DOB/Mobile Number to view a specific payment**DU Reference Number \*** (As appearing in your pass book/statement in the narration pertaining to the transaction)**Date of Birth \*** (Date provided at the time of making payment)

(OR)

**Mobile Number \*** (Mobile Number provided at the time of making payment)Enter the text as shown in the image \* **1BF42**

- ▶ Mandatory fields are marked with an asterisk (\*)
- ▶ Date range cannot exceed one year

Applicants shall enter DU Reference number of SBI payment with date of birth or Mobile no., and Confirm whether payment was paid to the Registrar General, HIGH COURT OF KARNATAKA, Bengaluru.